

Reparations Toolkit

School Discipline

Reparations for Melrose

8/1/2023

Updated to reflect new DESE data format on 1/11/2026

What is in this Toolkit?

1. Overview of the Repairs Toolkit
2. What can we learn from these data?
3. Video tutorial on using the data.
4. Step-by-step instructions on using the data.



1. Overview of the Reparations Toolkit

- This Toolkit was developed by *Reparations for Melrose*, a group working to end anti-Black systemic racism. <https://reparationsformelrose.org/>
- We are documenting racial harm with the goal of paving the way for reparations.
- This toolkit was developed to help municipalities throughout Massachusetts document racial harm in their own communities.
- You can find examples of our work on our website.
- If you have questions, suggestions, or toolkit corrections please email us at reparationsformelrose@gmail.com.

2. What can we learn from these data?

- Massachusetts Department of Elementary and Secondary Education (DESE) data can be used to document racial inequities in exclusionary school discipline, which is discipline that takes students out of the classroom.
- The most common type of exclusionary school discipline is suspension.
- Research shows that suspending students for non-violent offenses is ineffective and harmful, especially for Black youth and other youth of color.
- The Massachusetts Department of Elementary and Secondary Education (MA DESE) has advised against such use of discipline since at least 2016.

3. Video tutorial on using the data

- Click here for the video tutorial:

4. Step-by-step instructions on using the data

Step 1: Right click here to open the Reparations Toolkit *School Discipline* sheet in a new tab:

<https://docs.google.com/spreadsheets/d/17zMdtslZuGFkRB797nr2ihj-jZq9mtNNaAp8F9LZtw8/edit#gid=2010966420>

Note on the data: 1/11/2026

- In 2026, MA DESE revised the order in which the data appear in the tables.
- All data (all years) have been updated to reflect the new format.
- This toolkit has been updated accordingly.
- **If you saved an earlier version of the school discipline sheet you will have to update it.**
- Please check all data before sharing.

Format before
2024-2025

Student Group
All Students
English Learner
Low Income
Students w/disabilities
High needs
Female
Male
Amer. Ind. or Alaska Nat.
Asian
Afr. Amer./Black
Hispanic/Latino
Multi-race, Non-Hisp./Lat.
Nat. Haw. or Pacif. Isl.
White

Format beginning
in 2024-2025

Student Group
All Students
American Indian or Alaska Native
Asian
Black or African American
Hispanic or Latino
Multi-Race, Not Hispanic or
Native Hawaiian or Other Pacific
White
High Needs
English Learners
Low Income
Students with Disabilities
Female
Male

Step 3: Right click here to open the *MA Department of Elementary and Secondary Education (DESE)* Website in a new tab:

<https://profiles.doe.mass.edu/general/general.aspx?topNavID=1&leftNavId=100&orgcode=01780000&orgtypecode=5>

Melrose (01780000)

Melrose

- General
- Students
- Teachers
- Finance
- Assessment
- Accountability
- Trends – DART

- Contact Information
- People
- Grades Offered
- Relationships/Membership
- Educator Contracts
- Curriculum Data
- Additional Information
- About Public School Districts

Related Links:
ESE Website

Melrose

360 Lynn Fells Pkwy
Melrose MA 02176

781-662-2000

781-979-2285

jkukenberger@melroseschools.com

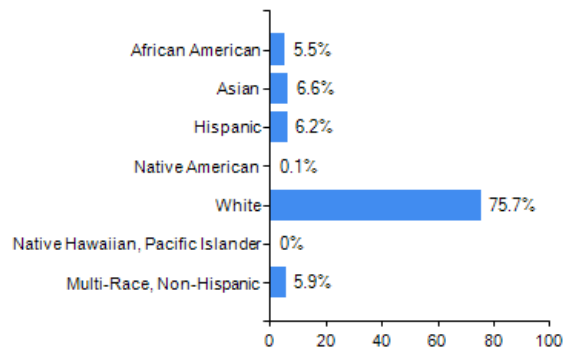
https://www.melroseschools.com

Superintendent : John Macero

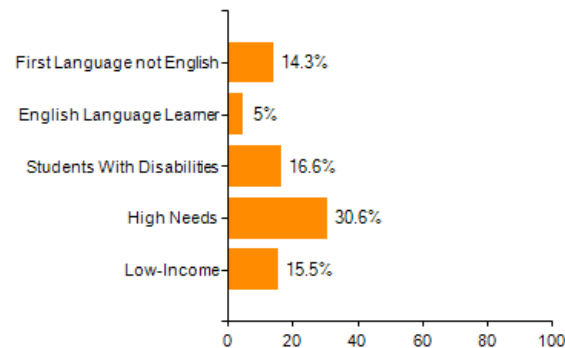
2022-23 Enrollment



Student Race and Ethnicity



Selected Populations



Step 4: Enter your city or town

Melrose (01780000)

Melrose



General Students Teachers Finance Assessment Accountability Trends - DART

- Contact Information
- People
- Grades Offered
- Relationships/Membership
- Educator Contracts
- Curriculum Data
- Additional Information
- About Public School Districts

Related Links:
ESE Website

Melrose

360 Lynn Fells Pkwy
Melrose MA 02176

781-662-2000 781-979-2285

jkukenberger@melroseschools.com https://www.melroseschools.com

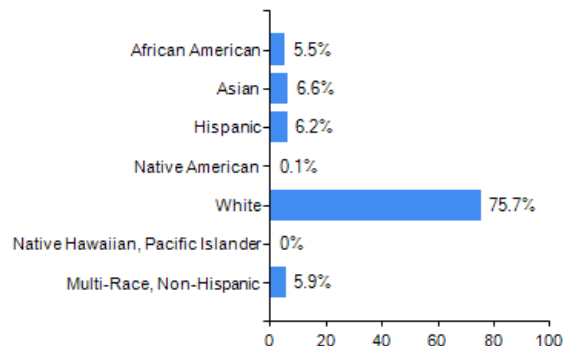


Superintendent : John Macero

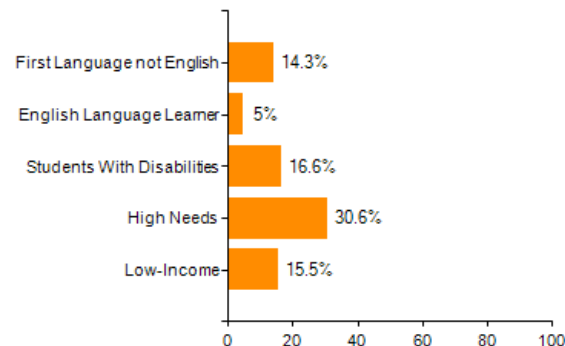
2022-23 Enrollment



Student Race and Ethnicity



Selected Populations



Step 5: Click the orange arrow

- General
- Students**
- Teachers
- Finance
- Assessment
- Accountability
- Trends – DART

Melrose
360 Falls Pkwy
Melrose, MA 02176
781-979-2285
781-979-2285
jkuker@melroseschools.com
https://www.melroseschools.com



Step 6: Click the "students" tab

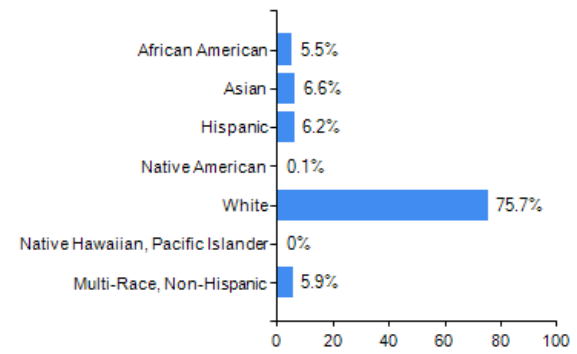
District Type
Public

Number of Schools
8

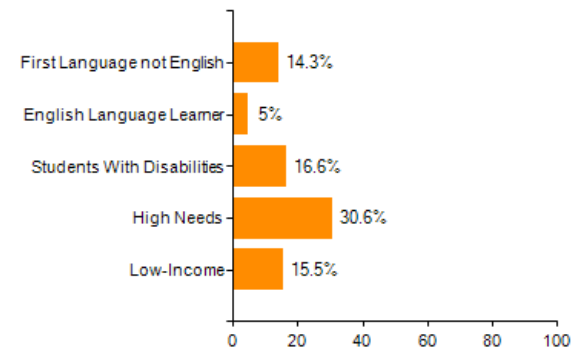
Enrollment
3,849

Grades Served
PK - 12

Student Race and Ethnicity



Selected Populations



Melrose (01780000)

2023

General **Students** Teachers Finance Assessment Accountability Trends – DART

- Enrollment
 - Pathways/Programs Enrollment
 - Students with disabilities
 - Student Attendance
 - Student Retention
 - Selected Populations
 - Technology
 - Plans of High School Graduates
 - Dropout Rate
 - Graduation Rate
 - Mobility Rate
 - MassCore Completion
 - Attrition Rates
 - Class Size by Gender and Selected Population
 - Graduates Attending Higher Ed.
 - Class Size by Race/Ethnicity**
 - Student Discipline**
 - Arts Course-taking
 - Grade Nine Course Passing
 - Advanced Course Completion
 - Digital Literacy and Computer Science Course-taking

Enrollment Data



Enrollment by Race/Ethnicity (2022-23)

Race	% of District	% of State
African American	5.5	9.4
Asian	6.6	7.3
Hispanic	6.2	24.2
Native American		
White		
Native Hawaiian, Pacific Islander		
Multi-race, Non-Hispanic		

Step 7: Click on "student discipline"

Enrollment by Gender (2022-23)

	District	State
Female	1,916	442,564
Male	1,921	469,563
Non-Binary	12	1,608
Total	3,849	913,735

Related Links:

- Enrollment by Grade
- Enrollment By Race/Gender Report
- Enrollment by Kindergarten
- Enrollment by Pre-kindergarten

- > Enrollment
- > Pathways/Programs Enrollment
- > Students with Disabilities
- > Student Attendance
- > Student Retention
- > Selected Populations
- > Technology
- > Plans of High School Graduates
- > Dropout Rate
- > Graduation Rate
- > Mobility Rate
- > MassCore Completion
- > Attrition Rates
- > Class Size by Gender and Selected Population
- > Graduates Attending Higher Ed.
- > Class Size by Race/Ethnicity
- > Student Discipline
- > Student Discipline Days Missed
- > Arts Coursetaking
- > Grade Nine Course Passing
- > Advanced Course Completion
- > Digital Literacy and Computer Science Coursetaking

Related Links:
 • Student Discipline

2024-25 Student Discipline Data Report

All Offenses


Offense: 



The Student Discipline Data Report reports the disciplines that public school students in Massachusetts received for the offenses committed, as reported by school districts in the School Safety Discipline Report (SSDR). For more detailed information on the SSDR collection, see the documents at the [School Safety Discipline Report \(SSDR\)](#) page on the ESE website.

[More about the data.](#)

Student Group	Students	Students Disciplined	% In-School Suspension	% Out-of-School Suspension	% Expulsion	% Alternate Setting	% Emergency Removal	% Students with a School-Based Arrest	% Students with a Non-Arrest Law Enforcement Referral
All Students	3,948	29	0.4	0.4	0	0	0.2	0	0
American Indian or Alaska Native									
Asian	304	0							
Black or African American	247	5							
Hispanic or Latino	283	3							
Multi-Race, Not Hispanic or Latino	236	3							
Native Hawaiian or Other Pacific Islander	1								
White	2,870	18	0.3	0.3	0	0	0.1		
High Needs	1,352	26	0.9	1.2	0	0.1	0.5		
English Learners	277	4							
Low Income	716	15	0.8	1.4	0	0	0.4		
Students with Disabilities	718	22	1.4	1.8	0	0.1	1	0	0
Female	1,958	4							
Male	1,974	25	0.8	0.6	0	0.1	0.4	0	0



Step 8: Copy the rows in the table, starting with "All Students."

	A	B	C	D	E	F	G	H	I	J	K
1											
2	Student Group	Students	Students Disciplined	% In-School Suspension	% Out-of-School Suspension	% Expulsion	% Alternate Setting	% Emergency Removal	% Students with a Substantive	% Students with a Non-Substantive	
3	All Students	3,948	29	0.4	0.4	0	0	0.2	0	0	
4	American Indian or Alaska Native	7	0								
5	Asian	304	0								
6	Black or African American	247	5								
7	Hispanic or Latino	283	3								
8	Multi-Race, Not Hispanic or	236	3								
9	Native Hawaiian or Other Pacific	1									
10	White	2,870	18	0.3	0.3	0	0	0.1	0	0	
11	High Needs	1,352	26	0.9	1.2	0	0.1	0.5	0	0	
12	English Learners	277	4								
13	Low Income	716	15	0.8	1.4	0	0	0.4	0	0	
14	Students with Disabilities	718	22	1.4	1.8	0	0.1	1	0	0	
15	Female	1,958	4								
16	Male	1,974	25	0.8	0.6	0	0.1	0.4	0	0	
17			discipline rate by race								
18	Black		2.0%								
19	White		0.6%								
20											
21	Black relative to white		3.23								
22											

Step 9: Paste the rows into the sheet

	A	B	C	D	E	F	G	H	I	J	K
1											
2	Student Group	Students	Students Disciplined	% In-School Suspension	% Out-of-School Suspension	% Expulsion	% Alternate Setting	% Emergency Removal	% Students with a School-	% Students with a Non-Arrest	
3	All Students	3,948	29	0.4	0.4	0	0	0.2	0	0	
4	American Indian or Alaska Native	7	0								
5	Asian	304	0								
6	Black or African American	247	5								
7	Hispanic or Latino	283	3								
8	Multi-Race, Not Hispanic or	236	3								
9	Native Hawaiian or Other Pacific	1									
10	White	2,870	18	0.3	0.3	0	0	0.1	0	0	
11	High Needs	1,352	26	0.9	1.2	0	0.1	0.5	0	0	
12	English Learners	277	4								
13	Low Income	716	15	0.8	1.4	0	0	0.4	0	0	
14	Students with Disabilities	718	22	1.4	1.8	0	0.1	1	0	0	
15	Female	1,958	4								
16	Male	1,974	25	0.8	0.6	0	0.1	0.4	0	0	

17	discipline rate by race	
18	Black	2.0%
19	White	0.6%
20		
21	Black relative to white	3.23
22		

This is the rate at which Black students are disciplined relative to white students in your city

How to find data from previous years.

Before you share your findings

- ✓ Check that you selected the intended city or town.
- ✓ Check that copied data for the intended year.
- ✓ Check that you pasted the data into the sheet accurately (spot check a couple of cells).
- ✓ Have someone else check your work.

Congratulations! You are
ready to share your findings!

If you have questions, suggestions, corrections, or want to share your findings, please contact:

reparationsformelrose@gmail.com